

SONALI BANK LIMITED
TREASURY MANAGEMENT DIVISION-1
FRONT OFFICE
HEAD OFFICE, DHAKA

FOR USE OF THE AUTHORISED
BRANCHES OF SONALI BANK LIMITED

HO:DEALING ROOM :
CIRCULAR NO : **2019/140**
DATED : **31.07.2019**

EFFECTIVE DATE: 31ST JULY, 2019

NOTE: THE PUBLISHED RATES ARE APPLICABLE FOR ANY TRANSACTION UP TO USD 1,00,000 OR EQUIVALENT OTHER CURRENCIES. AD BRANCHES ARE ADVISED TO COLLECT ACTUAL FX RATES FROM DEALING ROOM THROUGH E-MAIL FOR ANY TRANSACTION OVER USD 1,00,000 OR EQUIVALENT OTHER CURRENCIES.

1. CROSS RATES IN TOKYO, HONGKONG EXCHANGE MARKET AS ON 31/07/2019 AT 10.01 A.M. (LOCAL)

	US\$ PER PDS 1.00	US\$ PER EUR 1.00	CAN.\$ PER US\$ 1.00	S.FRAN PER US\$ 1.00	JAP.YEN PER US\$ 1.00	AED PER US\$ 1.00
SELLING	1.2156	1.1156	1.3142	0.9908	108.5400	3.6728
BUYING	1.2152	1.1152	1.3143	0.9912	108.5700	3.6729

2.a) SONALI BANK LTD DEALING RATES TO PUBLIC (B.TAKA FOR ONE UNIT OF FOREIGN CURRENCY)

TT/OD	B.C.	CURRENCY	TT CLEAN	SPOT SELLING	SPOT BUYING	O.D.
					EXPORT BILLS	TRANSFER
84.4500	84.5000	U.S.DOLLAR	83.7500		83.6300	83.4800
102.9141	102.9750	G.B.POUND	101.5186		101.3731	101.1913
94.6835	94.7395	EURO	92.9310		92.7979	92.6314
64.5809	64.6192	C.DOLLAR	63.4035		63.3127	63.1991
85.4046	85.7110	S. FRANC	84.0711		83.9506	83.3789
0.7858	0.7863	J.YEN	0.7637		0.7626	0.7612
58.5109	58.5456	A. DOLLAR	57.4402		57.3579	57.2551
12.6771	12.6847	DANISH KRONE	12.4447		12.4269	12.4046
10.8131	10.8519	HK. DOLLAR	10.6481		10.6329	10.5605
9.6937	9.6994	NORWEGIAN KRONE	9.5172		9.5035	9.4865
8.8493	8.8811	SWEDISH KRONA	8.7119		8.6994	8.6402
62.0003	62.0370	SINGAPORE DOLLAR	60.8524		60.7652	60.6562
20.5751	20.5873	MALAYSIAN RINGGIT	20.1771		20.1481	20.1120
22.6284	22.6418	SAUDI RIYAL	22.2157		22.1839	22.1441
23.1083	23.1220	UAE DIRHAM	22.6881		22.6556	22.6150
279.0107	279.1758	KUWAITI DINAR	273.4144		273.0227	272.5330
23.3166	23.3304	QATAR RIYAL	22.8806		22.8478	22.8069
2.7574	2.7590	THAI BAHT	2.7064		2.7026	2.6977
12.3336	12.3409	CHINESE YUAN	12.1081		12.0907	12.0690

2.b) EXPORT BILL COLLECTION RATE AGAINST US\$ 1 = TK. 83.7500

2.c) USANCE EXPORT BILL BUYING RATES (B. TAKA FOR ONE UNIT OF FOREIGN CURRENCY)

	30 DAYS DA	60 DAYS DA	90 DAYS DA	120 DAYS DA	180 DAYS DA
USD	83.1475	82.6589	82.1704	81.6818	80.7048
GBP	100.7882	100.1960	99.6038	99.0116	97.8272
EUR	92.2624	91.7203	91.1782	90.6361	89.5519

PLEASE CONTACT OUR DEALING ROOM FOR D.A.BILL BUYING RATES FOR OTHER CURRENCIES.

2.d)	FORWARD RATE	1 MONTH	2 MONTHS	3 MONTHS	6 MONTHS
SELLING	U.S.DOLLAR	84.8595	85.2650	85.6641	86.8067
BUYING	U.S.DOLLAR	84.1561	84.5582	84.9541	86.0871

2.e) PLEASE CONTACT US FOR FORWARD BOOKING : PHONE 9561434 AND 9586284

3.a) SELLING AND BUYING RATES ON CASH FOREIGN CURRENCY AND T.Cs.


SELLING	BUYING	SELLING	BUYING
85.4500	U.S.DOLLAR	84.5000	103.9000
64.2000	SING.DOLLAR	62.4000	275.0000
96.7000	EURO	92.7000	85.4500
20.9000	MALAY. RINGGIT	20.0000	101.3000
23.2000	UAE DIRHAM	22.4000	22.9000
218.0000	OMANI RIAL	212.0000	223.1500
1.2800	INDIAN RUPEE	1.2200	22.8000
0.7760	JAPANESE YEN	0.7510	12.2000
			G.B.POUND
			KUWAITI DINAR
			USD. T.Cs
			GBP. T.Cs
			SAUDI RIYAL
			BAHRANI DINAR
			QATAR RIYAL
			CHINESE YUAN


3.b) CASH SELLING AND BUYING RATES FOR ALL OTHER CURRENCIES WILL BE SAME AS T.T. & O.D. SELLING AND O.D. TRANSFER BUYING RATE RESPECTIVELY MENTIONED UNDER SRL. NO.2(a) ABOVE.

4. OTHER INFORMATION : VALUE OF ISLAMIC DINAR & SDR IS SAME

ONE SDR =US\$	1.3757	= TK.	115.6964
BOMBAY :	30.07.2019	IRS:RBI REF.RATE US\$ 1=RS.	68.7500
MOSCOW :	31.07.2019	US\$ 1 = RUSSIAN ROUBLE	63.5000/63.5296
LONDON :	30.07.2019	6MONTH LIBOR	2.19163
		12MONTH	2.1885

5. NOTIONAL RATE FOR BACK TO BACK L/C TK. = 83.7500 PER USD.


(MOHAMMAD AHSANUL KABIR)
ASSISTANT GENERAL MANAGER
PHONE : 9561434, 9586284


(MD. NURUN NABI)
DEPUTY GENERAL MANAGER
PHONE : 9551011

DATE : 31.07.2019

VALUE OF ONE SDR & ONE USD WITH NATIONAL CURRENCIES FOR ACU MEMBER COUNTRIES AS PER IMF RATES AS ON 29.07.2019 THESE RATES ARE EFFECTIVE AS ON 31ST JULY, 2019

SDR.1= US DOLLAR.	1.3757	USD.1= BANGLADESH TAKA	84.1000
SDR.1= BANGLADESH TAKA	115.6964		
SDR.1= PAKISTAN RUPEE	193.3630	USD.1= PAKISTAN RUPEE	140.5561
SDR.1= INDIAN RUPEE	94.7867	USD.1= INDIAN RUPEE	68.9007
SDR.1= SRI LANKA RUPEE	253.9970	USD.1= SRI LANKA RUPEE	184.6311
SDR.1= NEPALESE RUPEE	158.3790	USD.1= NEPALESE RUPEE	115.1261
SDR.1= IRANIAN RIYAL.	58514.4000	USD.1= IRANIAN RIYAL.	42534.2735
SDR.1= MYANMAR KYAT.	8.8320	USD.1= MYANMAR KYAT.	6.4200

INTEREST RATE(%) :-1.NFCD

(VALID FROM 16.07.2019 TO 31.07.2019)	<u>1 MONTH</u>	<u>3 MONTH</u>	<u>6 MONTH</u>	<u>12 MONTH</u>
USD:	2.06	2.05	1.97	1.96
GBP:	0.47	0.52	0.56	0.64
EUR:	0.00	0.00	0.00	0.00

2.FCAD

(VALID FROM 16.07.2019 TO 31.07.2019) USD: 2.01

3. FCAP


(VALID FROM 16.07.2019 TO 31.07.2019) GBP: 0.42

4. FCAE

(VALID FROM 16.07.2019 TO 31.07.2019) EUR: 0.00



(MOHAMMAD AHSANUL KABIR)
ASSISTANT GENERAL MANAGER



(MD. NURUN NABI)
DEPUTY GENERAL MANAGER